

# SuitCase® 12RC

**Wire Feeder with Remote Control** 

## Quick Specs



### Industrial Applications

Shipbuilding  
Construction  
Heavy manufacturing  
Rental

### Processes

MIG (GMAW)  
Flux-cored (FCAW)  
Pulsed MIG (GMAW-P)

**Input Power** 24 VAC, 10 A

**Wire Feed Speed** 1.3–17.8 mpm (50–700 ipm)

**Wire Diameter Capacity** 0.6–2.0 mm (.023–5/64 in.)


**Net Weight** 14.1 kg (31 lb.)

**Portable wire feeding with standard remote voltage control.**


*Requires control cable — sold separately.*



**Ultra-low drag inlet guide pins** make loading the wire easy and does not deform the wire on the way into the drive rolls.



**Scaled wire pressure knob** provides easy adjustment and consistent pressure on the drive rolls and wire.



**Gun locking tab** works with guns having corresponding locking grooves to prevent gun from being pulled out if the feeder is dragged by the gun.



**Ergonomically sound, lightweight, modular design** is well balanced, and allows improved mobility and ease of carrying to remote welding sites.

**Totally enclosed, impact-resistant, flame-retardant case** provides strength and durability, and protects components and welding wire from moisture, dust and other contaminants.

**Polypropylene case with built-in slide rails** and the ability to open the door to change wire with feeder in vertical position.

**Digital meters with SunVision™ technology** can display voltage or wire speed, and also amperage if desired. Meters can be seen clearly even in direct sunlight.

**Drive roll accessibility** makes it easy to install wire, adjust tension and change drive rolls.

**Gas inlet** recessed into back of case is protected from incidental contact by the weld cable, ensuring consistent and contaminant-free shielding gas delivery to the gun.

**Double-filtered gas valve** helps keep dirt from clogging and affecting gas flow.



Wire feeder is warranted for three years, parts and labour.



### ITW Welding – BV

Edisonstraat 10  
P.O. Box 1551  
NL-3261 LD Oud-Beijerland,  
Netherlands  
TEL: +31 (0) 186 641 444  
FAX: +31 (0) 186 640 880

### ITW Welding – Italy S.r.l.

Via Privata Iseo 6/e  
20098 San Guiliano M.se  
Milano – Italia  
TEL.: +39 02 982901  
FAX: +39 02 98281552  
ITW-Welding.com

### International Headquarters Miller Electric Mfg. Co.

An Illinois Tool Works Company  
1635 W. Spencer Street  
Appleton, WI 54914 USA  
TEL.: +1 920 735 4554  
FAX: +1 920 735 4125  
MillerWelds.com

## Specifications (Subject to change without notice.)







(Use with CV, DC Power Sources.)

Input Power	Input Welding Circuit Rating	IP Rating	Wire Feed Speed	Wire Type and Diameter Capacity	Max. Spool Size Capacity	Dimensions	Net Weight
24 VAC, 10 A, 50/60 Hz	425 A at 60% duty cycle	IP23	1.3–17.8 mpm (50–700 ipm)	<b>Solid wire:</b> 0.6–1.4 mm (.023–.052 in.) <b>Flux-cored:</b> 0.8–2.0 mm (.030–5/64 in.)	305 mm (12 in.), 20 kg (45 lb.)	H: 394 mm (15.5 in.) W: 229 mm (9 in.) D: 533 mm (21 in.)	14.1 kg (31 lb.)

**CE** All CE models conform to the applicable parts of the IEC 60974 series of standards.

## Drive Rolls (Two Required.)

Select drive rolls from chart below according to type and wire size being used. Wire inlet guide comes installed on this wire feeder.

Wire Size	“V” groove for hard wire 	“U” groove for soft wire or soft-shelled cored wires 	“V” knurled for hard-shelled cored wires 	“U” clogged for extremely soft wire or soft-shelled cored wires (i.e., hard facing types) 
0.8 mm (.030 in.)	<b>053695</b>	—	—	—
1.0 mm (.040 in.)	<b>053696</b>	—	—	—
1.1/1.2 mm (.045 in.)	<b>053697</b>	<b>053701</b>	<b>132957</b>	<b>083489</b>
1.3/1.4 mm (.052 in.)	<b>053698</b>	<b>053702</b>	<b>132956</b>	<b>083490</b>
1.6 mm (1/16 in.)	<b>053699</b>	<b>053706</b>	<b>132955</b>	<b>053708</b>
1.8 mm (.068/.072 in.)	—	—	<b>132959</b>	—
2.0 mm (5/64 in.)	—	<b>053704</b>	<b>132960</b>	<b>053710</b>

## Ordering Information

Equipment and Options	Stock No.	Description	Qty.	Price
<b>SuitCase® 12RC</b>	<b>301121</b>			
	<b>301121E</b>	With Euro gun connection		
	<b>301121RB</b>	With run-in and burnback		
	<b>301121RBE</b>	With run-in, burnback and Euro gun connection		
	<b>301121W</b>	With water fittings		
	<b>301121WE</b>	With water fittings and Euro gun connection		
Flowmeter Kit	<b>300343</b>			
Inline Filter	<b>195189</b>			
Spool Adapter	<b>047141</b>	For 6.4 kg (14 lb.) spools		
<b>Accessories</b>				
Control Cables	<b>242208025</b>	7.6 m (25 ft.)		
	<b>242208050</b>	15.2 m (50 ft.)		
	<b>242208080</b>	24.3 m (80 ft.)		
Air-Cooled Interconnecting Cables	<b>242208025RCA</b>	7.6 m (25 ft.), 70 mmq weld cable, control cable, gas hose		
	<b>242208050RCA</b>	15.2 m (50 ft.), 70 mmq weld cable, control cable, gas hose		
	<b>242208080RCA</b>	24.3 m (80 ft.), 70 mmq weld cable, control cable, gas hose		
Water-Cooled Interconnecting Cables	<b>242208025RCW</b>	7.6 m (25 ft.), 70 mmq weld cable, control cable, gas and water hose		
	<b>242208050RCW</b>	15.2 m (50 ft.), 70 mmq weld cable, control cable, gas and water hose		
	<b>242208080RCW</b>	24.3 m (80 ft.), 70 mmq weld cable, control cable, gas and water hose		
Lift Eye	<b>300583</b>	Used for suspending feeder over work area		
<b>Guns</b>				
Bernard™ Dura-Flux™ (FCAW)		See Bernard literature SP-DF. Contact ITW Welding		
Bernard™ BTB Gun 300 A (GMAW)		See Bernard literature SP-BTB. Contact ITW Welding		
<b>Power Sources</b>				
XMT® Series		See literature DCM/43.0 and DC/18.94		
Dimension™ Series		See literature DC/19.2		
Big Blue® 400 Pro		See literature ED/5.7		
Big Blue® 500 Pro		See literature ED/11.0		

Date:

Total Quoted Price:

Distributed by:

